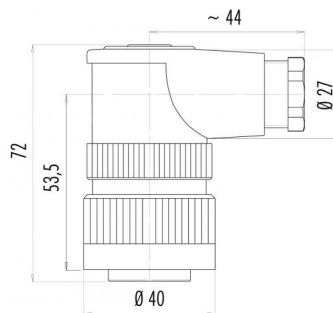


Product description	RD30 female angled connector, Contacts: 24, 12.0 - 14.0 mm, shielding is not possible, solder, IP65
Area	RD30 series 694
Order number	99 0738 72 24

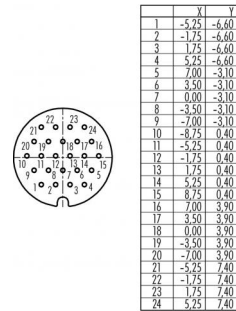
Illustration



Scale drawing



Contact arrangement (Plug-in side)



You can find the assembly instructions on the next page.

Technical data

General values

Connector design	female angled connector
Connector locking system	screw
Termination	solder
Wire gauge (mm)	max. 0.25 mm ²
Wire gauge (AWG)	max. 24
Cable outlet	12.0 - 14.0 mm
Upper limit temperature	100 °C
Customs tariff number	85369010
Packaging Unit	10

Electrical values

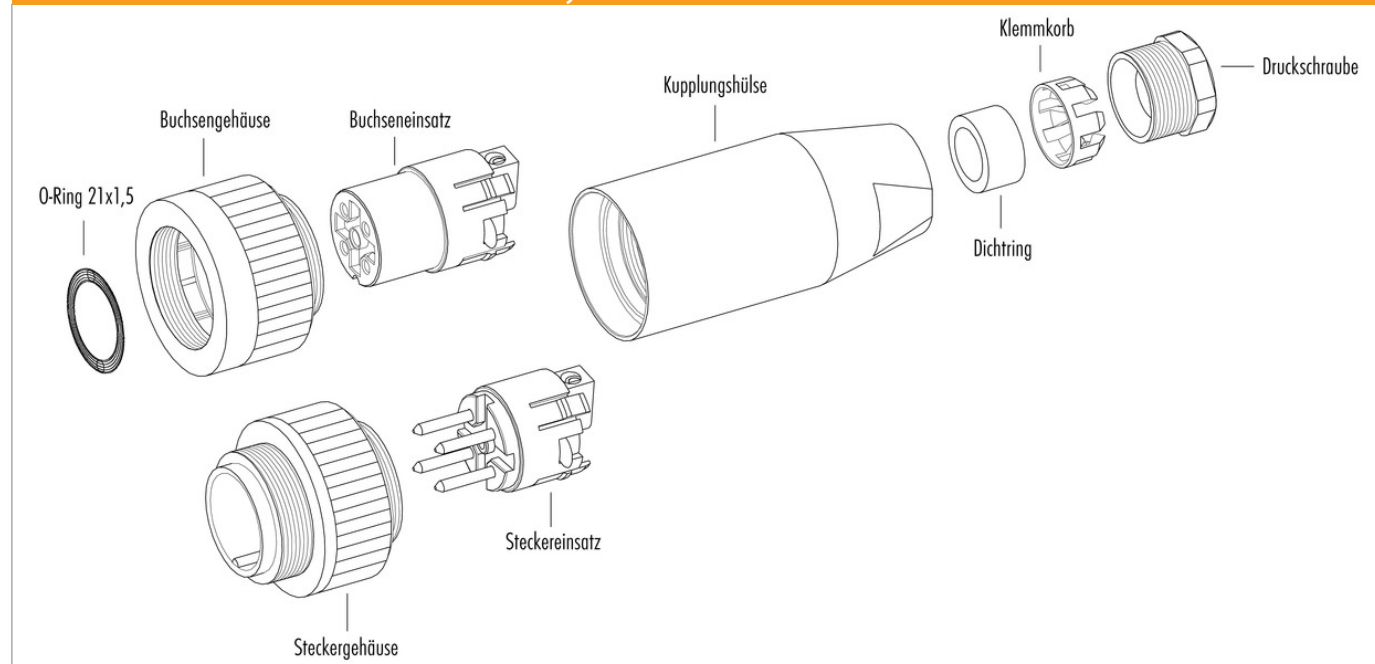
Rated current (40 °C)	3 A
Rated voltage	125 V
Rated impulse voltage	2500 V
Pollution degree	3
Overvoltage category	III
Insulating material group	III
Insulation resistance	≥ 10 ¹⁰ Ω
EMC compliance	shielding is not possible
Degree of protection	IP65
Mechanical operation	> 500 Mating cycles

Material

Contact material	CuSn (bronze)
Contact plating	Au (gold)
Contact body material	PA (UL94 HB)
Housing material	PA
REACH SVHC	CAS 96-45-7 (Imidazolidine-2-thione) CAS 7439-92-1 (Lead)

Product description	RD30 female angled connector, Contacts: 24, 12.0 - 14.0 mm, shielding is not possible, solder, IP65
Area	RD30 series 694
Order number	99 0738 72 24

Assembly instructions / Panel cut-out



Product description	RD30 female angled connector, Contacts: 24, 12.0 - 14.0 mm, shielding is not possible, solder, IP65
Area	RD30 series 694
Order number	99 0738 72 24

Security notices

The connector must not be connected or separated under load. Non-observance and incorrect use can result in personal injury.

The connectors are designed for use in plant, control system and electrical equipment. The end user is responsible for checking whether the connectors are suitable for use in other applications.

To prevent the connector being opened unintentionally when used in electrical circuits containing hazardous life parts, the thread between the housing and the connector head must be secured using a suitable cyanoacrylate adhesive. This does not apply to connectors used in SELV and PELV circuits according to IEC 61140 (EN 61140, VDE 0140-1).

Connectors used in electrical circuits containing hazardous life parts must only be assembled and used by or under the supervision of persons with the requisite electrotechnical training, taking the applicable regulations and standards into account.

Connectors with degree of protection IP 67 and IP 68 are not suitable for use under water. When used outdoors, the connectors must be separately protected against corrosion. For further information about IP degrees of protection refer to 'Technical support' in the Download Centre.

To lock the cable connector to the equipment connector, the threaded ring is tightened until it is 'finger-tight' (approx. 50 cNm).